

# REMOTE CONTROL

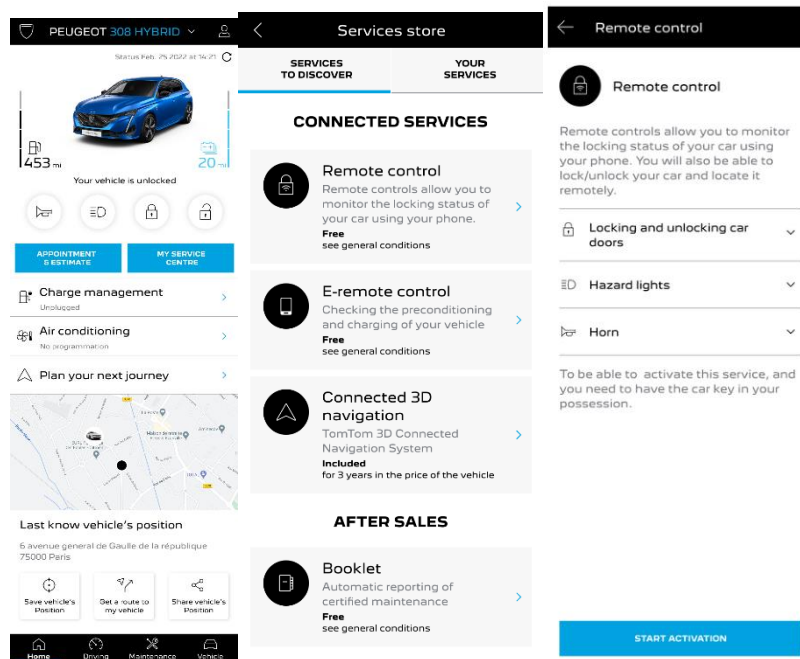
## SUBSCRIPTION/ ASSOCIATION / ACTIVATION AND USAGE

This user guide will explain the path that you need to follow to activate Remote Control for your car using your mobile device.

A MyPeugeot account paired with your vehicle is required to use Remote Control. If you haven't yet installed the mobile app on your smartphone, you can easily do it by downloading the app from Google Play Store or App Store.



Open the app MyPeugeot, visit the Services store section and select “Discover” to activate Remote Control. Tap on “START ACTIVATION” and follow the few steps to activate your new service.

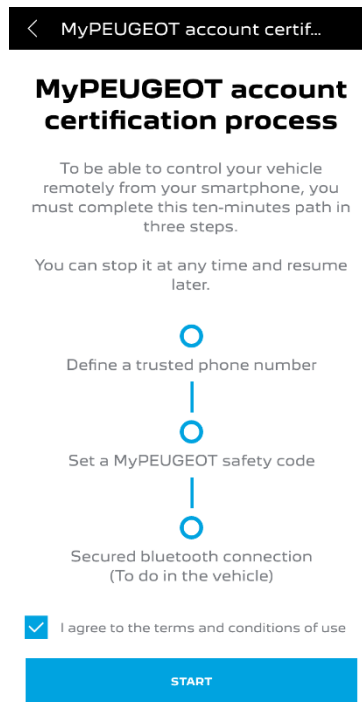


You will be redirected to the Service Activation page, where you can further understand the Remote Control service and its benefits. Scroll down and tap on the “GET” button to continue activating the service.

Please read and accept the General Terms and Conditions, click save after which you can start the activation process through the Mobile App, by tapping on “CONTINUE TO MYPEUGEOT”.


The 3 steps that you then need to follow only take a few minutes to complete your Remote Control service.

Confirm that you have read and accepted the terms and condition, then start the activation.



1. Enter your phone number and enter the code that you received via SMS

Close Trusted phone number
< Trusted phone number
< Trusted phone number



## Define a trusted phone number

This telephone number will allow us to identify you in a secure way. It will be useful to ask you for confirmation of any secured operation.

Enter your trusted telephone number.

Country

Select ▾

Phone number

-

We have send you a 6-digit code by SMS. Please fill it in here to confirm your trusted phone number.

Received code

-

[Re-send me the code >](#)

START

CONTINUE

CONTINUE

< Trusted phone number
Close Trusted phone number

We have send you a 6-digit code by SMS. Please fill it in here to confirm your trusted phone number.


Received code

123455 ✓

[Re-send me the code >](#)

CONTINUE

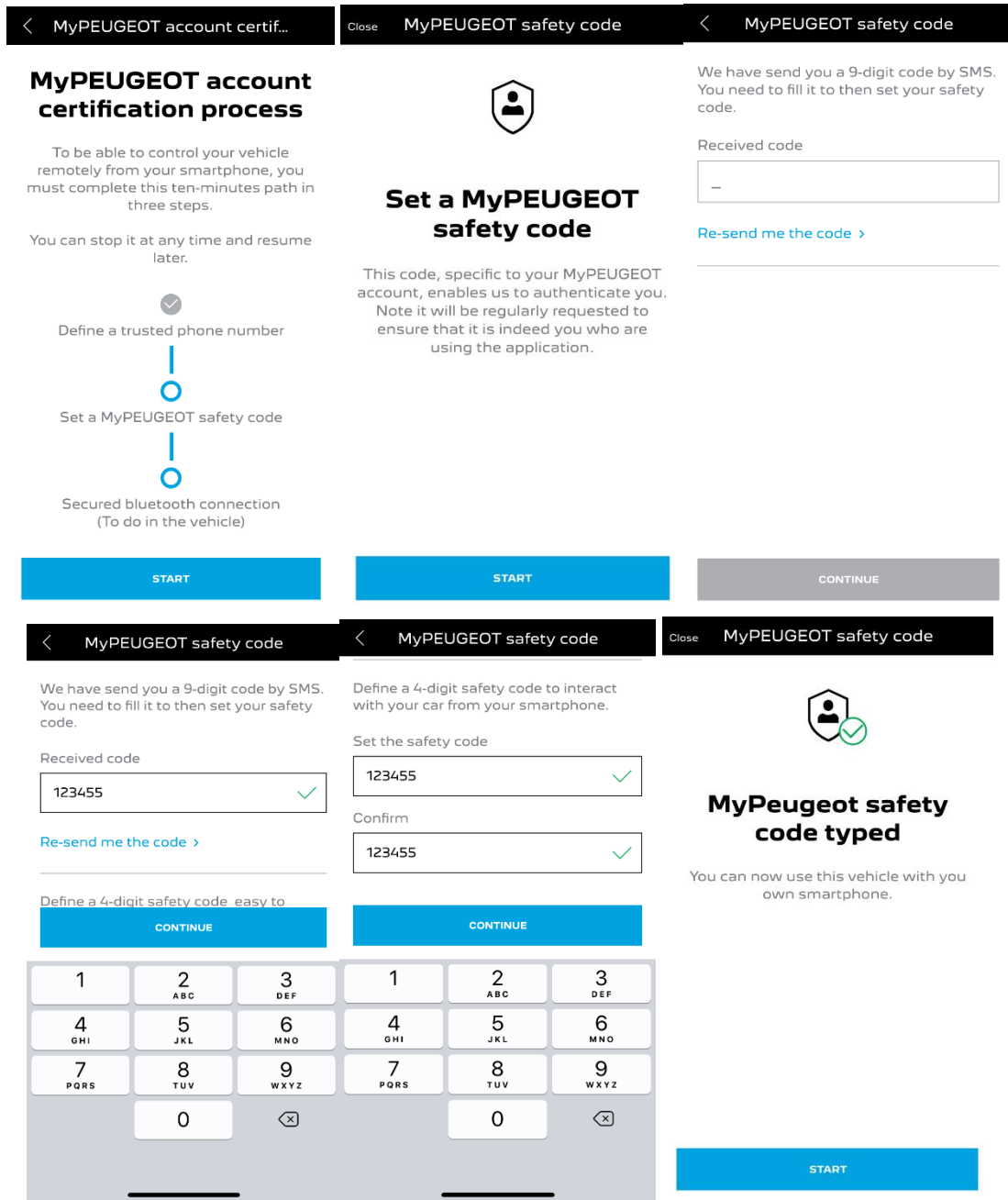
1	2 <small>ABC</small>	3 <small>DEF</small>
4 <small>GHI</small>	5 <small>JKL</small>	6 <small>MNO</small>
7 <small>PQRS</small>	8 <small>TUV</small>	9 <small>WXYZ</small>
0		✕



## Your trusted phone number is defined!

CONTINUE

2. Create your personal 4-digits Safety Code. You will receive a temporary code via SMS. Enter this code it to register your phone and then create your Safety Code. This code will allow you to secure access your vehicle remotely and allow you to use the Remote Control features.



3. Connect your mobile phone to your vehicle using the Bluetooth. Enter your vehicle, turn on the engine, then turn on the Bluetooth on your mobile phone, and click on "PAIR" to start the pairing process.

< MyPEUGEOT account certif...
Close Secured bluetooth connect...
< Secured bluetooth connection

### MyPEUGEOT account certification process

To be able to control your vehicle remotely from your smartphone, you must complete this ten-minutes path in three steps.

You can stop it at any time and resume later.

START

### Secured bluetooth connection

Pick-up your car key, keep your phone with you, get on board and start the engine.

START

### Make sure you are ready

- Ensure that your smartphone is connected to the Internet via Wi-Fi or cellular (3G/4G).
- Turn on the engine, connect your smartphone to your car with bluetooth connexion then click on « Next »  
[Connect my smartphone to my car >](#)
- Your vehicle's privacy mode (private mode) must allow data sharing.  
[Handle my car data privacy >](#)

PAIR

Close
Secured bluetooth connect...

### Secured bluetooth connection done

FINISH

Your Remote Control service should now be active: you may be asked to update your vehicle equipment software to full enjoy all the features and manage your car remotely.

#### HOW TO USE YOUR REMOTE CONTROL:

Once you have activated Remote Control for your vehicle, you can control the locking status of your car, lock and unlock the doors or turn on the light and the horn in few simple steps.

To remotely control your car, you simply need to open the MyPeugeot app, select the icon of the command that you would like to send to your vehicle, confirm the action and wait few seconds. Remember that each 7 days you need to confirm the remote commands using your safety code.

